

# MODERN FINANCIAL SERVICES LIMITED

---

*Regd. Office : 53B, Mirza Ghalib Street,  
Kolkata-700016.  
CIN : L24139WB1983PLC035932.  
Mobile No. 9007048009.*

Date : 13-01-2024

To,  
The Secretary  
The Calcutta Stock Exchange Limited  
7, Lyons Range  
Kolkata – 700 001

Script Code -023057

Dear Sir/ Madam,

**Sub: Submission of Shareholding Pattern for the quarter ended on December 31, 2023, as per Regulation 31(1)(b) of the SEBI (Listing Obligations and Disclosure Requirements) Regulations, 2015**

Please find enclosed the Shareholding Pattern of the Company for the quarter ended on December 31, 2023, as per Regulation 31(1)(b) of the SEBI (Listing Obligations and Disclosure Requirements) Regulations, 2015.

Thanking You,

For, Modern Financial Services Limited

Amitabha Sarkar  
Managing Director

Encl: As above

**Format of holding of specified securities**

1. Name of Listed Entity: MODERN FINANCIAL SERVICES LTD. (CIN:L24139WB1983PLC035932)
2. Scrip Code - Name of Scrip :- Class of Security Equity
3. Share Holding Pattern Filled under : Reg. 31(1)(a)/Reg. 31(1)(b)/Reg. 31(1)(c )
  - a. If under 31 (1)(b) then indicate the report for Quarter ending: 31/12/2023
  - b. If under 31(1)(c) then indicate date of allotment/extinguishment

4. Declaration : The Listed entity is required to submit the following declaration to the extent of submission of information:-

Particulars	Yes*	No*
1 Whether the Listed Entity has issued any partly paid up shares?		No
2 Whether the Listed Entity has issued any Convertible Securities or Warrants?		No
3 Whether the Listed Entity has any shares against which depository receipts are issued?		No
4 Whether the Listed Entity has any shares in Locked-in?		No
5 Whether any shares held by promoters are pledge or otherwise encumbered?		No
6 Whether company has equity shares with differential voting rights?		No
7 Whether the Listed Entity has any significant beneficial owner?	Yes	No

\* If the Listed Entity selects the option 'No' for the questions above, the column for the partly paid up shares, Outstanding Convertible Securities/Warrants, depository receipts, locked-in shares, No of shares pledged or otherwise encumbered by promoters, as applicable, shall not be displayed at the time of dissemination on the Stock Exchange website. Also wherever there is 'No' declared by Listed Entity in above table the values will be considered as 'Zero' by default on submission of the format of holding of specified securities.

5. The tabular format for disclosure of holding of specified securities is as follows:-



Table I - Summary Statement holding of specified securities as on 31/12/2023

Category (I)	Category of shareholder (II)	Nos. of shareholders (III)	No. of fully paid up equity shares held (IV)	No. of Partly paid-up equity shares held (V)	No. of shares underlying Depository Receipts (VI)	Total nos shares held (VII)=(IV)+(V)+(VI)	Shareholding as a % of total no. of shares (calculated as per SCRR, 1957) (VIII) As a % of (A+B+C2)	Number of Voting Rights held in each class of securities (IX)			Shareholding as a % assuming convertible securities (as a percentage of diluted share capital) (XI)=(VII)+(X) As a % of (A+B+C2)	Number of Locked in shares (XII)		Number of shares pledged or otherwise encumbered (XIII)		Number of equity shares held in dematerialized form (XIV)
								Class eg: x	Class eg: y	Total		No. (a)	As a % of total shares held (b)	No. (a)	As a % of total shares held (b)	
(A)	Promoter & Promoter group	11	1966700	0	0	1966700	44.2104	1966700	0	1966700	44.2104	0	0	0	0.0000	1868700
(B)	Public	482	2481800	0	0	2481800	55.7896	2481800	0	2481800	55.7896	0	0	0.0000	NA	1698500
(C)	Non Promoter - Non Public														NA	
(C1)	Shares underlying DRs						NA								NA	
(C2)	Shares held by Employee Trusts														NA	
	Total	493	4448500	0	0	4448500	100.0000	4448500	0	4448500	100.0000	0	0	0	0.0000	3567200





Table II - Statement Showing shareholding pattern of the Promoter and Promoter Group as on 31/12/2023

(1)	(2)	(3)	(4)	(5)	(6)	(7)	(8) Number of Voting Rights held in each class of securities (X)		(9) Shareholding as a % assuming full conversion of convertible securities (as a percentage of diluted share capital) (XI)=(VII)+(X) As a % of total shares held (b) (A+B+C2)	(10) Number of Locked in shares (XII)	(11) Number of shares pledged or otherwise encumbered (XIII)	(12) Number of equity shares held in dematerialized form (XIV)	
							No of Voting Rights	Total					No. (a)
(1)	(2)	(3)	(4)	(5)	(6)	(7)	(8)	(9)	(10)	(11)	(12)	(13)	
Category & Name of the Shareholders (I)	Entity type i.e promoter group or promoter entity (except promoter) (II)	Nos. of shareholders (III)	No. of fully paid up equity shares held (IV)	Partly paid-up equity shares held (V)	Nos. of underlying Depository Receipts (VI)	Total nos. shares held (VII)=(IV)+(V)+(VI)	Shareholding as a % of SCRR, 1957 (A+B+C2) (VIII)	Total as a % of Total Voting rights (X)	No of shares outstanding convertible securities (as a percentage of diluted share capital) (X)	As a % of total shares held (b)	No. (a)	As a % of total shares held (b)	No. (a)
(a) Individual/Hindu undivided Family		6	35500	0	0	35500	0.7980	0.7980	0	0.0000	0	0.0000	33000
ARCHIT JHUNJUNWALA	Promoter	1	32800	0	0	32800	0.7373	0.7373	0	0.0000	0	0.0000	30300
ANUBHA DHANDHANIA	Promoter	1	800	0	0	800	0.0180	0.0180	0	0.0000	0	0.0000	800
RADHAKISHAN BISHWANATH	Promoter	1	700	0	0	700	0.0157	0.0157	0	0.0000	0	0.0000	700
ANUJA AGARWAL	Promoter	1	600	0	0	600	0.0135	0.0135	0	0.0000	0	0.0000	600
MS SHRADDHA JHUNJUNWALA	Promoter	1	400	0	0	400	0.0090	0.0090	0	0.0000	0	0.0000	400
JHUNJUNWALA Central Government/State Government(s)	Promoter	1	200	0	0	200	0.0045	0.0045	0	0.0000	0	0.0000	200
(b) Financial Institutions/Banks													
(c) Any Other (specify)													
Bodies Corporate		5	1931200	0	0	1931200	43.4124	43.4124	0	0.0000	0	0.0000	1835700
VIDHI SERVICES PRIVATE LIMITED	Promoter Group	1	1112400	0	0	1112400	25.0062	25.0062	0	0.0000	0	0.0000	1030800
LINE ACCESSORIES PVT. LTD.	Promoter Group	1	454500	0	0	454500	10.2169	10.2169	0	0.0000	0	0.0000	454500
C & J PROPERTIES PVT LTD	Promoter Group	1	202100	0	0	202100	4.5431	4.5431	0	0.0000	0	0.0000	190700
SHAWSHYAM INVESTMENT & TRADING CO PVT LTD	Promoter Group	1	127000	0	0	127000	2.8549	2.8549	0	0.0000	0	0.0000	126500
SSP PRODUCTS PRIVATE LIMITED	Promoter Group	1	35200	0	0	35200	0.7913	0.7913	0	0.0000	0	0.0000	35200
Sub Total		11	1966700	0	0	1966700	44.2104	44.2104	0	0.0000	0	0.0000	1868700
(2) Foreign Individuals (Non-Resident Individuals/Foreign Individuals)													
(a) Government													
(b) Institutions													
(c) Foreign Portfolio Investor													
(d) Any Other (specify)													
Sub Total		0	0	0	0	0	0.0000	0.0000	0	0.0000	0	0.0000	0
Total Shareholding of Promoter and Promoter Group (A)=(I)+(2)		11	1966700	0	0	1966700	44.2104	44.2104	0	0.0000	0	0.0000	1868700





Category & Name of the Shareholders (I)	Nos. of shareholders (III)	No. of fully paid up equity shares held (IV)	Partly paid up equity shares held (V)	Nos. of shares underlying Depository Receipts (VI)	Total nos. shares held (VII) = (IV) + (V) + (VI)	Shareholding % calculated as per SCRR, 1957 As a % of (A+B+C2) (VII)	Number of Voting Rights held in each class of securities (IX)			Total Shareholding as a % assuming full conversion of convertible securities (as a percentage of diluted share capital) (XI) = (VII) + (X) As a % of (A+B+C2)	Number of Locked in shares (XII)		Number of shares pledged or otherwise encumbered (XIII)	Sub-categorization of shares (XV) Shareholding (No. of shares) under		
							No of Voting Rights				As a % of total shares held (b)	No. (a)		As a % of total equity shares held in dematerialized form (b) (XIV)	Sub-Category (i)	Sub-Category (ii)
							Class x	Class y	Total							
(1) Institutional Shareholders (Domestic)																
(a) Mutual Funds																
(b) Venture Capital Funds																
(c) Alternate Investment Funds																
(d) Banks																
(e) Insurance Companies																
(f) Provident Funds / Pension Funds																
(g) Asset Reconstruction Companies																
(h) Sovereign Wealth Funds																
(i) NBFCs Registered with RBI																
(j) Other Financial Institutions																
(k) Any Other (specify)																
(2) Institutions (Foreign)																
(a) Foreign Direct Investment																
(b) Foreign Venture Capital Investors																
(c) Sovereign Wealth Funds																
(d) Foreign Portfolio Investors Category I																
(e) Foreign Portfolio Investors Category II																
(f) Overseas Depositories (holding DRs) (balancing figure)																
(g) Any Other (specify)																
(3) Government / State Government(s)																
(a) Central Government / President of India																
(b) State Government / Governor																
(c) Shareholding by Companies or Bodies Corporate where Central/State Government is a promoter																
(4) Non-Institutions																
(a) Associate Companies / Subsidiaries																








Table III - Statement Showing shareholding pattern of the Public shareholder as on 31/12/2023

Category & Name of the Shareholders (I) (excluding independent directors and nominee directors)	PAN (II)	Nos. of shareholders (III)	No. of fully paid up equity shares held (IV)	Partly paid up equity shares held (V)	Nos. of shares underlying Depository Receipts (VI)	Total nos. shares held (VII)=(IV)+(V)+(VI)	Number of Voting Rights held in each class of securities (X)			Total Shareholding as a % assuming full conversion of convertible securities (as a percentage of diluted share capital) (X)=(VII)+(X)+(A)+(B)+(C)	Number of Locked in shares (XI)		Number of shares pledged or otherwise encumbered (XII)	Sub-categorization of shares (XV) under			
							Class x	Class y	Total		No. (a)	As a % of total shares held (b)		No. (Not applicable) (a)	As a % of total shares held in dematerialized form (b)	Sub-Category (i)	Sub-Category (ii)
(b) Directors and their relatives (excluding independent directors and nominee directors)																	
(c) Key Managerial Personnel																	
(d) Relatives of Promoters (other than immediate relatives of promoters disclosed under Promoter and Promoter Group category)																	
(e) Trusts where any person belonging to Promoter and Promoter Group category is trustee, beneficiary or author of the trust																	
(f) Investor Education and Protection Fund Authority																	
(g) Resident Individuals holding nominal share capital upto Rs 2 lakhs		289	542500	0	0	542500	12.1951	542500	0	542500	12.1951	0	0.0000	NA	7500	0	0
(h) Resident Individuals holding nominal share capital in excess of Rs.2 lakhs		4	261595	0	0	261595	5.8805	261595	0	261595	5.8805	0	0.0000	NA	206595	0	0
(i) Non Resident Indians (NRIs)	AJVP2265H	1	153095	0	0	153095	3.4415	153095	0	153095	3.4415	0	0.0000	NA	153095	0	0
(j) Foreign National	SADHANA CHATTERJEE	1	55000	0	0	55000	1.2364	55000	0	55000	1.2364	0	0.0000	NA	0	0	0
(k) Foreign Company / OCB																	
(l) Bodies Corporate		189	1677705	0	0	1677705	37.7139	1677705	0	1677705	37.7139	0	0.0000	NA	1484405	0	0
SANKLAP VINCOM PVT. LTD.	AAMCS171IP	1	365701	0	0	365701	8.2208	365701	0	365701	8.2208	0	0.0000	NA	365701	0	0
ANUBHA HOLDINGS PVT LTD	AACCA2184L	1	245500	0	0	245500	5.5187	245500	0	245500	5.5187	0	0.0000	NA	245500	0	0
RUINICHA MERCHANTS PVT. LTD.	AAECR0580M	1	241000	0	0	241000	5.4176	241000	0	241000	5.4176	0	0.0000	NA	241000	0	0
NATURAL HOUSING PRIVATE LIMITED	AADCN625IG	1	153519	0	0	153519	3.4510	153519	0	153519	3.4510	0	0.0000	NA	153519	0	0
WINALL VINIMAY PVT. LTD.	AAACW8004B	1	152886	0	0	152886	3.4368	152886	0	152886	3.4368	0	0.0000	NA	152886	0	0
CLASS COMMERCIAL PRIVATE LIMITED	AAACS6023N	1	139097	0	0	139097	3.1268	139097	0	139097	3.1268	0	0.0000	NA	139097	0	0
LLIWAL FINANCIAL MANAGEMENT PRIVATE LIMITED	AAACU9680P	1	51500	0	0	51500	1.1577	51500	0	51500	1.1577	0	0.0000	NA	51500	0	0
(m) Any Other (specify)																	
Sub-Total		482	2481800	0	0	2481800	55.7896	2481800	0	2481800	55.7896	0	0.0000	NA	1698500	0	0
Total Public Shareholding (B)=(1)+(2)+(3)		482	2481800	0	0	2481800	55.7896	2481800	0	2481800	55.7896	0	0.0000	NA	1698500	0	0
Details of the shareholders acting as persons in Concert																	
S/No	Name	Shares															
	NIL																



MODERN FINANCIAL SERVICES LTD.		Table IV - Statement Showing shareholding pattern of the Non Promoter - Non Public shareholder as on 31/12/2023														
Category & Name of the Shareholders (I)	PAN (II)	No of shareholders (III)	No. of fully paid up equity shares held (IV)	Partly paid-up equity shares held (V)	Nos. of underlying Depository Receipts (VI)	Total nos. shares held (VII)=(IV)+(V)+(VI)	Shareholding % calculated as per SCRR, 1957) As a % of (A+B+C2) (VIII)	Number of Voting Rights held in each class of securities (IX)			Total Shareholding as a % assuming full conversion of convertible securities (as a percentage of diluted share capital) (XI)=(VII)+(X) As a % of A+B+C2)	Number of Locked in shares (XII)		Number of shares pledged or otherwise encumbered (XIII)		Number of equity shares held in dematerialized form (XIV)
								No of Voting Rights	Class x	Class y		Total	No. (a)	As a % of total shares held (b)	No. (a)	
(1) Custodian / DR Holder																
(2) Employee Benefit Trust/Employee Welfare Trust under SEBI (Share based Employee Benefits and Sweat Equity) Regulations, 2021																
Total Non Promoter - Non Public Shareholding (C)=(A)+(B)+(C2)		0	0	0	0	0	0.0000	0	0	0	0.0000	0	0.0000	NA	NA	0





MODERN FINANCIAL SERVICES LTD.

Annexure

Table V - Statement showing details of significant beneficial owners as on 31/12/2023

Details of the (SBO)		Details of the registered owner				Details of holding / exercise of right of the SBO in the reporting company, whether direct or indirect:				Date of creation / acquisition of significant beneficial interest (IV)	
(I)		(II)				Whether by virtue of: (III)				(IV)	
Sr No	Name	PAN / Passport No. in case of a foreign national	Nationality	Name	PAN / Passport No. in case of a foreign national	Nationality	Shares (%)	Voting rights (%)	Rights on distributable dividend or any other distribution (%)	Exercise of control	Exercise of significant influence
1				VIDHI SERVICES PRIVATE LIMITED	AAACV9699K	INDIAN	1112400	25.0062			
2				LINE ACCESSORIES PVT. LTD.	AAACL4686J	INDIAN	454500	10.2169			
	Total						1566900	35.2231			





MODERN FINANCIAL SERVICES LTD.

Table VI - Statement showing foreign ownership limits as on 31/12/2023

	Board approved limits	Limits utilized
As on shareholding date	0.0000	
As on 30/09/2023	0.0000	
As on 30/06/2023	0.0000	
As on 31/03/2023	0.0000	
As on 31/12/2022	0.0000	



MODERN FINANCIAL SERVICES LTD.				
Distribution Schedule as on 31/12/2023				
Share Holding	No of Holders	% age	No of Shares	% age
151 to 250	1	0.2028	200	0.0045
251 to 500	5	1.0142	2300	0.0517
501 to 5000	448	90.8722	607305	13.6519
Above 5000	39	7.9108	3838695	86.2919
Grand Total	493	100.0000	4448500	100.0000
Distribution Schedule as on 31/12/2023				
Share Holding	No of Holders	% age	No of Shares	% age
Upto 500	6	1.2170	2500	0.0562
501 to 1000	10	2.0284	7138	0.1605
1001 to 2000	389	78.9047	433067	9.7351
2001 to 3000	21	4.2596	58100	1.3061
3001 to 4000	17	3.4483	60400	1.3578
4001 to 5000	11	2.2312	48600	1.0925
5001 to 10000	17	3.4483	124997	2.8099
Above 10000	22	4.4625	3713698	83.4820
Grand Total	493	100.0000	4448500	100.0000
Distribution Schedule as on 31/12/2023				
Notional Value of (Rs.)	No of Holders	% age	Amount (Rs.)	% age
Upto 5000	6	1.2170	25000	0.0562
5001 to 10000	10	2.0284	71380	0.1605
10001 to 20000	389	78.9047	4330670	9.7351
20001 to 30000	21	4.2596	581000	1.3061
30001 to 40000	17	3.4483	604000	1.3578
40001 to 50000	11	2.2312	486000	1.0925
50001 to 100000	17	3.4483	1249970	2.8099
Above 100000	22	4.4625	37136980	83.4820
Grand Total	493	100.0000	44485000	100.0000





MODERN FINANCIAL SERVICES LTD.						
Shareholding Summary as on 31/12/2023						
	As per Folio/Client Id				As per PAN	
Form	No of Records	% to Total Records	No of Shares	% to Total Shares	No of Records	No of Shares
PHYSICAL	470	94.1884	881300	19.8112	469	881300
NSDL	26	5.2104	3491662	78.4908	26	3491662
CDSL	3	0.6012	75538	1.6981	3	75538
<b>TOTAL</b>	<b>499</b>	<b>100.0000</b>	<b>4448500</b>	<b>100.0000</b>	<b>498</b>	<b>4448500</b>
Total No of Shareholders as per PAN Clubbed 493						

