

Format of holding of specified securities


1. Name of Listed Entity: MODERN FINANCIAL SERVICES LTD. (CIN:L24139WB1983PLC035932)
2. Scrip Code - Name of Scrip -,- Class of Security Equity
3. Share Holding Pattern Filed under : Reg. 31(1)(a)/Reg. 31(1)(b)/Reg. 31(1)(c)
 - a. If under 31 (1)(b) then indicate the report for Quarter ending: 30/06/2021
 - b. If under 31(1)(c) then indicate date of allotment/extinguishment

4. **Declaration :** The Listed entity is required to submit the following declaration to the extent of submission of information:-


Particulars	Yes*	No*
1 Whether the Listed Entity has issued any partly paid up shares?		No
2 Whether the Listed Entity has issued any Convertible Securities or Warrants?		No
3 Whether the Listed Entity has any shares against which depository receipts are issued?		No
4 Whether the Listed Entity has any shares in Locked-in?		No
5 Whether any shares held by promoters are pledge or otherwise encumbered?		No

* If the Listed Entity selects the option 'No' for the questions above, the column for the partly paid up shares, Outstanding Convertible Securities/Warrants, depository receipts, locked-in shares, No of shares pledged or otherwise encumbered by promoters, as applicable, shall not be displayed at the time of dissemination on the Stock Exchange website. Also wherever there is 'No' declared by Listed Entity in above table the values will be considered as 'Zero' by default on submission of the format of holding of specified securities.

5. The tabular format for disclosure of holding of specified securities is as follows:-



Category (I)	Nos of shareholders (II)	No. of fully paid up equity shares held (IV)	No. of Partly paid-up equity shares held (V)	No. of shares underlying Depository Receipts (VI)	Total nos. shares held (VII)=(IV)+(V)+(VI)	Shareholding as a % of total no. of shares (calculated as per SCRR, 1957) (VIII) As a % of (A+B+C2)	Number of Voting Rights held in each class of securities (IX)			Shareholding as a % assuming full conversion of convertible securities (as a diluted share capital) (XI)=(VII)+(X) As a % of (A+B+C2)	Number of Locked in shares (XII)		Number of shares pledged or otherwise encumbered (XIII)		Number of equity shares held in dematerialized form (XIV)
							Class egx	Class egy	Total		No. (a)	As a % of total shares held (b)	No. (a)	As a % of total shares held (b)	
(A) Promoter & Promoter group	21	1966700	0	0	1966700	44.2104	1966700	0	44.2104	0	0.0000	0	0.0000	1868700	
(B) Public	482	2481800	0	0	2481800	55.7896	2481800	0	55.7896	0	0.0000	0	0.0000	1698500	
(C) Non Promoter - Non Public															
(C1) Shares underlying DRs						NA									
(C2) Shares held by Employee Trusts															
Total	503	4448500	0	0	4448500	100.0000	4448500	0	100.0000	0	0.0000	0	0.0000	3567200	




(1)	(ii)	(iii)	(iv)	(v)	(vi)	Number of Voting Rights held in each class of securities (IX)		Shareholding % as per SCRR, 1957 (As a % of (A+B+C2) (VIII))	No of shares underlying Depository Receipts (VI)	Total nos shares held (VII)=(IV)+(V)+(VI)	Number of Voting Rights held in each class of securities (IX)		Shareholding % as a % assuming full conversion of convertible securities (as a percentage of diluted share capital) (XI)=(VII)+(X)+(A+B+C2)	Number of Locked in shares (XII)	Number of shares pledged or otherwise encumbered (XIII)	Number of equity shares held in dematerialized form (XIV)
						No of Voting Rights	Total				Class x	Class y				
(a)																
(b)																
(c)																
(d)																
(2)																
(a)																
(b)																
(c)																
(d)																
(e)																



MODERN FINANCIAL SERVICES LTD.
 Table II - Statement Showing shareholding pattern of the Promoter and Promoter Group as on 30/06/2021


Category & Name of the Shareholders (I) Sub Total	PAN	Nos. of sharehold-ers (III)	No. of fully paid up equity shares held (IV)	Partly paid-up equity shares held (V)	Nos. of shares underlying Depository Receipts (VI)	Total nos shares held (VII)=(IV)+(V)+(VI)	Sharehold- ing % as per SCRR, 1957) As a % of (A+B+C2) (VII)	Number of Voting Rights held in each class of securities (IX)		No. of shares underlying convertible securities outstanding (including Warrants) (X)	Sharehold- ing as a % assuming full conversion of convertible securities (as a percentage of diluted share capital) (XI)=(VII)+(X) As a % of (A+B+C2)	Number of Locked in shares (XII)		Number of shares pledged or otherwise encumbered (XIII)	Number of equity shares held in dematerialized form (XIV)
								Class	Total			No. (a)	As a % of total shares held (b)		
Total Shareholding of Promoter and Promoter Group (A)=(I)+(X2)		21	1966700	0	0	1966700	44.2104	1966700	0	1966700	44.2104	0	0	0	1966700



MODERN FINANCIAL SERVICES LTD

Table III - Statement Showing shareholding pattern of the Public shareholder as on 30/06/2021

(1)	(2)	(3)	(4)	(5)	(6)	(7)	Number of Voting Rights held in each class of securities (X)		Shareholding as a % assuming full conversion of convertible securities (as a percentage of diluted share capital) (XI)=(VI)+(X) As a % of (A+B+C2)	Number of Locked in shares (XII)	Number of shares pledged or otherwise encumbered (XIII)	Number of equity shares held in dematerialized form (XIV)
							Class x	Class y				
(a)	Mutual Funds / UTI											
(b)	Venture Capital Funds											
(c)	Alternate Investment Funds											
(d)	Foreign Venture Capital Investors											
(e)	Foreign Portfolio Investors											
(f)	Financial Institutions / Banks											
(g)	Insurance Companies											
(h)	Provident Funds / Pension Funds											
(i)	Any Other (specify)											
(2)	Central Government / State Government(s) / President of India											
(3)	Non-Institutions											
(a)	Individuals-											
	i. Individual shareholders holding nominal share capital upto Rs.2 lakhs	289	542500	0	0	0	0	0	0.0000	0	0.0000	0
	ii. Individual shareholders holding nominal share capital in excess of Rs. 2 lakhs	4	261595	0	0	0	0	0	0.0000	0	0.0000	7500
(b)	NBFCs registered with RBI											
(c)	Employee Trusts											
(d)	Overseas Depositories (holding DRs) (balancing figure)											
(e)	Any Other (specify)											
	Bodies Corporate	189	1677705	0	0	0	0	0	0.0000	0	0.0000	1484405
	SANKLAP VINCOM PVT. LTD.	1	365701	0	0	0	0	0	0.0000	0	0.0000	365701



95

MODERN FINANCIAL SERVICES LTD.

Table III - Statement Showing shareholding pattern of the Public shareholder as on 30/03/21

Category & Name of the Shareholders (I)	Nos. of shareholders (III)	No. of fully paid up equity shares held (IV)	Partly paid up equity shares held (V)	Nos. of shares underlying Depository Receipts (VI)	Total nos. shares held (VII)=(IV)+(V)+(VI)	Shareholding % as per SCRR, 1957, As a % of (A+B+C2) (VIII)	Number of Voting Rights held in each class of securities (IX)			Shareholding as a % assuming full conversion of convertible securities (as a percentage of diluted share capital) (XI)=(VII)+(X) As a % of (A+B+C2)	No. (a)	Number of Locked in shares (XII)	Number of shares pledged or otherwise encumbered (XIII)	As a % of total equity shares held in dematerialized form (XIV)
							No of Voting Rights	% of Total Voting rights	No of shares Underlying convertible securities (including Warrants) (X)					
ANUBHA HOLDINGS PVT LTD	1	245500	0	0	245500	5.5187	Class x 245500	Class y 0	Total 245500	0	0	0	245500	
RUNICHA MERCHANTS PVT. LTD.	1	241000	0	0	241000	5.4176	241000	0	241000	0	0	0	241000	
NATURAL HOUSING PRIVATE LIMITED	1	153519	0	0	153519	3.4510	153519	0	153519	0	0	0	153519	
WINALL VINIMAY PVT. LTD	1	152886	0	0	152886	3.4368	152886	0	152886	0	0	0	152886	
CLASS COMMERCIAL PRIVATE LIMITED	1	139097	0	0	139097	3.1268	139097	0	139097	0	0	0	139097	
UJJWAL FINANCIAL MANAGEMENT PRIVATE LIMITED	1	51500	0	0	51500	1.1577	51500	0	51500	0	0	0	51500	
Sub Total	482	2481800	0	0	2481800	55.7896	2481800	0	2481800	0	0	0	1698500	
Total Public Shareholding (B)=(I)+(B)(2)+(B)(3)	482	2481800	0	0	2481800	55.7896	2481800	0	2481800	0	0	0	1698500	




44

Category & Name of the Shareholders (I) Custodian / DR Holder	No of shareholders (III)	No of fully paid up equity shares held (IV)	Partly paid-up equity shares held (V)	Nos. of shares underlying Depository Receipts (VI)	Total nos. shares held (VII)=(IV) + (V)+(VI)	Shareholding % calculated as per SCRR, 1957) As a % of (A+B+C2) (VIII)	Number of Voting Rights held in each class of securities (IX)		Total Shareholding as a % assuming full conversion of convertible securities (as a percentage of diluted share capital) (XI)=(VII)+(X) As a % of A+B+C2	Number of Locked in shares (XII)	Number of shares pledged or otherwise encumbered (XIII)	Number of equity shares held in dematerialized form (XIV)
							No of Voting Rights Class x	Total Class y				
(1) Employee Benefit Trust (under SEBI (Share based Employee Benefit) Regulations, 2014)	0	0	0	0	0	0.0000	0	0	0.0000	0	NA	0
(2) Total Non Promoter - Non Public Shareholding (C)=(C1)+(C2)	0	0	0	0	0	0.0000	0	0	0.0000	0	NA	0



Table V - Statement showing details of significant beneficial owners as on 30/06/2021

Sr No	Details of the (SBO) (I)		Details of the registered owner (II)		Details of holding / exercise of right of the SBO in the reporting company, whether direct or indirect: Whether by virtue of (III)			Date of creation / acquisition of significant beneficial interest (IV)	
	Name	Nationality	Name	PAN / Passport No. in case of a foreign national	Shares (%)	Voting rights (%)	Rights on distributable dividend or any other distribution (%)		Exercise of significant influence



MODERN FINANCIAL SERVICES LTD.

Distribution Schedule as on 30/06/2021

Share Holding	No of Holders	% age	No of Shares	% age
151 to 250	1	0.1988	200	0.0045
251 to 500	8	1.5905	3800	0.0854
501 to 5000	451	89.6620	610405	13.7216
Above 5000	43	8.5487	3834095	86.1885
Grand Total	503	100.0000	4448500	100.0000

Distribution Schedule as on 30/06/2021

Share Holding	No of Holders	% age	No of Shares	% age
Upto 500	9	1.7893	4000	0.0899
501 to 1000	12	2.3857	9138	0.2054
1001 to 2000	390	77.5348	434167	9.7599
2001 to 3000	21	4.1750	58100	1.3061
3001 to 4000	17	3.3797	60400	1.3578
4001 to 5000	11	2.1869	48600	1.0925
5001 to 10000	17	3.3797	124997	2.8099
Above 10000	26	5.1690	3709098	83.3786
Grand Total	503	100.0000	4448500	100.0000

Distribution Schedule as on 30/06/2021

Notional Value of (Rs.)	No of Holders	% age	Amount (Rs.)	% age
Upto 5000	9	1.7893	40000	0.0899
5001 to 10000	12	2.3857	91380	0.2054
10001 to 20000	390	77.5348	4341670	9.7599
20001 to 30000	21	4.1750	581000	1.3061
30001 to 40000	17	3.3797	604000	1.3578
40001 to 50000	11	2.1869	486000	1.0925
50001 to 100000	17	3.3797	1249970	2.8099
Above 100000	26	5.1690	37090980	83.3786
Grand Total	503	100.0000	44485000	100.0000



MODERN FINANCIAL SERVICES LTD.					
Shareholding Summary as on 30/06/2021					
Form	As per Folio/Client Id		As per PAN		
	No of Records	No of Shares	No of Records	No of Shares	
PHYSICAL	476	881300	476	881300	
NSDL	26	3491662	26	3491662	
CDSL	3	75538	3	75538	
TOTAL	505	4448500	505	4448500	

